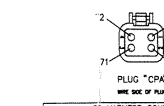
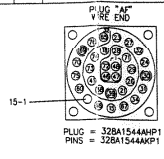
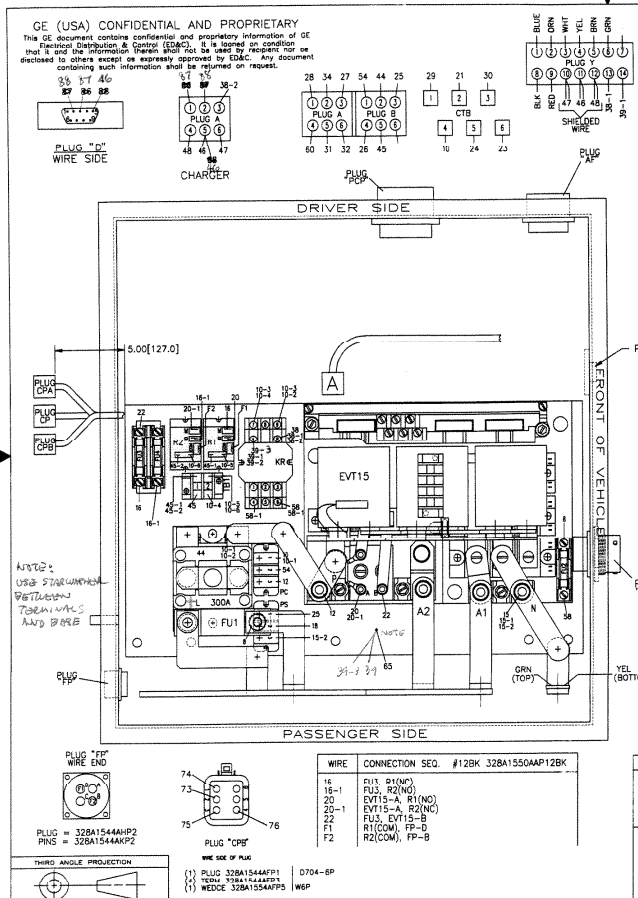


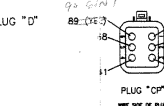
GE (USA) CONFIDENTIAL AND PROPRIETARY  
 This GE document contains confidential and proprietary information of GE Electrical Distribution & Control (ED&C). It is loaned on condition that it and the information therein shall not be used by recipient nor be disclosed to others except as expressly approved by ED&C. Any document containing such information shall be returned on request.

44C740685 3A REV

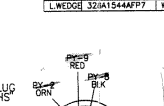
REV	DESCRIPTION	DATE	APPROVED
SK-2	B. STUTTS	2/14/95	



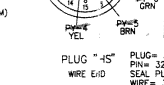
ITEM	GE NUMBER	DEUTSCH #	QTY.
PLUG CPA	328A1544AMP2	DT08-4S	1
TERM.	328A1544AMP12	1482-201-18141	8
L.WEDGE	328A1544AMP17	W6S	1



ITEM	GE NUMBER	DEUTSCH #	QTY.
PLUG CPB	328A1544AMP2	DT08-4S	1
TERM.	328A1544AMP12	1482-201-18141	8
L.WEDGE	328A1544AMP17	W6S	1



ITEM	GE NUMBER	DEUTSCH #	QTY.
PLUG HS	328A1544AMP1	DT08-4S	1
TERM.	328A1544AMP12	1482-201-18141	8
L.WEDGE	328A1544AMP17	W6S	1



ITEM	GE NUMBER	DEUTSCH #	QTY.
PLUG CPD	328A1544AMP2	DT08-4S	1
TERM.	328A1544AMP12	1482-201-18141	8
L.WEDGE	328A1544AMP17	W6S	1

WIRE	CONNECTION SEQ. #18BK 328A1550AAP18BK
8	FU1, FU2
10	CTB-4, PC-1
10-1	PC-1, L
10-2	L, KR-9
10-3	KR-9, KR-7
10-4	KR-7, TBI-2
10-5	TBI-2, R1
10-6	R1, PS-3
12	EV15-A, PC-3
15	AF-24, EV15-N
15-1	PS-3, EV15-N
16	PS-2, AF-15
21	CTB-2, AF-9
23	CTB-6, AF-16
24	CTB-5, AF-19
25	PS-1, PB-3
26	PB-4, AF-8
27	PA-3, AF-17
28	PA-1, AF-5
29	CTB-1, AF-7
30	CTB-3, AF-20
31	APA-5, AF-21
32	PA-6, AF-18
34	PA-2, AF-22
38	AF-11, KR-B
38-1	KR-B, PY-13
38-2	KR-B, CHGA-3
39	AF-10, W6S
39-1	KR-A, PY-14
39-2	KR-A, CP-3
41	AF-12, CP-4
44	PR-2, L
45	TBI-1, PB-5
45-1	TBI-1, R1
45-2	TBI-1, R2
54	PB-1, PC-2
58	FUZ, KR-6
58-1	KR-6, KR-4
60	PA-4, AF-27
65	AF-32, BASEPLATE
67	AF-23, CP-2
68	AF-25, CP-5
69	AF-30, CPA-1
70	AF-29, CPA-2
71	AF-6, CPA-3
72	AF-4, CPA-4
73	AF-13, CPB-2
74	AF-14, CPB-1
75	AF-28, CPB-3
76	AF-31, CPB-4

WIRE	CONNECTION SEQ. #20 SHIELDED 328A1550ARP1
46	PY-11, AF-3, CHGA-5 (SHLD)
47	PY-10, AF-2, CHGA-6 (BLK)
48	PY-12, AF-1, CHGA-4 (WHT)
87	CHGA-1, D PLUG-3 (BLK)
87	CHGA-2, D PLUG-2 (WHT)
87	CHGA-5, D PLUG-5 (SHLD)

UNLESS OTHERWISE SPECIFIED	SIGNATURES	DATE
DESIGNED BY: [Signature]	[Signature]	9/1/92
DRAWN BY: [Signature]	[Signature]	7/8/93
CHECKED BY: [Signature]	[Signature]	
APPROVED BY: [Signature]	[Signature]	

GENERAL ELECTRIC  
 WIRING DIAGRAM  
 CHRYSLER  
 44C740685  
 50  
 100, 101, 102, 124

F2 16 20

F1 20 10